

## ► Sentence Building

### 1. Read it.

#### Subject - Verb Agreement

All sentences have a **subject** (person, place or thing) and a **verb**. If the **subject** is singular (only one), the verb has an -s added to the end of it.

*My uncle runs fast. (Subject is singular.)      He looks nice.*

If the subject is plural (two or more), the verb does not have an -s added to the end of it. 'I' is not a plural noun, but it always takes a plural verb.

*My uncles run fast. (Subject is plural.)      I look nice.*

### 2. Underline it. Underline a singular or plural verb to make each sentence correct

1. The boy (skateboard, skateboards) at the park.
2. The children (ride, rides) the school bus.
3. The girls (run, runs) a race.
4. I (have got, has got) blue eyes.
5. They (watch, watches) TV.
6. She (cook, cooks) lunch for the children.

### 3. Circle it. Circle a singular or plural noun to make each sentence correct.

1. (He) They) drives the car.
2. (The boy, The boys) rides the bike.
3. (She, They) are my cousins.
4. (I, She) am a girl.
5. (Meg, The boys) are my neighbours.
6. (It, They) is a cat.



3. Complete it. Complete each sentence with the correct **possessive adjective** for the pronoun in the brackets.

1. Their trainers are on the floor. (they)
2. My textbook is in the living room. (I)
3. His keys are on the table. (he)
4. Her backpack is big. (she)
5. Its tail is long. (it)
6. Your aunt is nice. (you)
7. Our lunchboxes are yellow and blue. (we)

4. Write it. Write the correct **possessive adjective** for each sentence below.



1. The boys own that car. It is their car.



2. I own the doll. It is my doll.



3. You own the desk. It is your desk.




4. She owns the book. It is her book.



5. He owns the pencil case. It is his pencil case.



6. The cat owns the toy ball. It is Its toy ball.

5. Circle it.  Circle 'am', 'is' or 'are' to make the sentence correct.

1. He (am, is, are) studying English.

1.



2.



2. I (am, is, are) laughing.

3. Jenny (am, is, are) crying.

3.



4.



4. They (am, is, are) watching TV.

7. Circle it.  Which picture is happening now? Circle it.



1. She cooks soup.

2. The boy sings well.

3. The teacher is teaching.

8. Underline it.  Underline the correct sentence.

1. He is singing.

She are singing.

3. She are walking.

He is riding a bike.

2. They are skateboarding.

They is skateboarding.

4. I is swimming.

I am watching TV.

b 2. Does she like mayonnaise?

b. No, she doesn't.

a 3. Where do they buy bread?

c. Yes, he does.

d 4. What does Dad buy?

d. He buys a carton of eggs.

**4. Write it.** Write *do/does* to complete the question.

1. Does he like biscuits?

Yes, he does.

2. What Does he buy at the supermarket?

He buys milk and sugar.

3. Do you want a bar of chocolate?

Yes, I do.

4. Where do they play?

They play at the park.


5. Does she have bread at home?

I don't know.

**5. Write it.** Write an answer for each question.

1. Do you like chocolate cake?

Yes, I do.

3. Circle it.  Circle the sentence that uses the correct 'to be' verb.

1. He is my neighbour.



They am my neighbours.

2. He am Jack.



I am Jack.

3. It is a cat.



It are a cat.

4. They is my brothers.



They are my brothers.

4. Complete it.  Complete the sentences. Use the word box to help you.

~~aunt~~ family wife cousin neighbour

1. She is my dad's sister.

She is my aunt.

2. He is my uncle's son.

He is my cousin.

3. They are my mum, dad and sister.

They are my family.

4. He lives in the house next to me.

He is my neighbour.

5. They are married.

They are husband and wife.

### Subject - Verb Agreement

All sentences have a **subject** (person, place or thing) and a verb. If the **subject** is singular (only one), the verb has an -s added to the end of it.

*My uncle runs fast. (Subject is singular.)      He looks nice.*

If the subject is plural (two or more), the verb does not have an -s added to the end of it. 'I' is not a plural noun, but it always takes a plural verb.

*My uncles run fast. (Subject is plural.)      I look nice.*

### 2. Underline it. ✎ Underline a singular or plural verb to make each sentence correct.

1. The boy (skateboard, skateboards) at the park.
2. The children (ride, rides) the school bus.
3. The girls (run, runs) a race.
4. I (have got, has got) blue eyes.
5. They (watch, watches) TV.
6. She (cook, cooks) lunch for the children.

### 3. Circle it. ✎ Circle a singular or plural noun to make each sentence correct.

1. (He) They) drives the car.
2. (The boy, The boys) rides the bike.
3. (She, They) are my cousins.
4. (I, She) am a girl.
5. (Meg, The boys) are my neighbours.
6. (It, They) is a cat.

1. The person is in the car.

The people are in the car.

H W

2. The child is planting flowers.


\_\_\_\_\_

3. The goose is swimming.

\_\_\_\_\_

4. The man is watching TV.

\_\_\_\_\_

4. **Circle it.**  **Circle the singular-plural nouns that are irregular.**

1. mouse - mice

2. bike - bikes

3. school - schools

4. tooth - teeth

5. woman - women

6. key - keys