



**Right Vision Intl Schools**  
Detailed Syllabus For Final Exam (Class: I)  
AY 2024 - 2025

**ENGLISH**

**UNIT 12: WE ALL LOVE THE MALL**

**Language Book Pg.:** 106, 107, 108

**Practice Book Pg.:** 82, 83, 86, 88, 89, 90

**UNIT 14: SPLISH, SPLASH, SPLOSH**

**Q1: Write five types of weather.**

**Ans:** Rainy, Sunny, Cloudy, Windy, Snowy

**Language Book Pg.:** 124, 125

**Practice Book Pg.:** 98, 99, 100, 102

**UNIT 15: ANIMAL PUZZLES**

**Q1: Write down the names of five animals.**

**Ans:** Monkey, Giraffe, Rabbit, elephant, cheetah.

**Q2: Which animal has a big tail?**

**Ans:** Monkey

**Which animal has a long trunk?**

**Ans:** Elephant.

**Language Book Pg.:** 132 (Q2), 133

**Practice Book Pg.:** 104, 105, 106, 108

**GRAMMAR WORK**

Singular	Plural
Girl	Girls
Flower	Flowers
Orange	Oranges
Table	Tables
Pencil	Pencils
Book	Books
Plate	Plates
Chair	Chairs
Car	Cars
Pen	Pens

**Essay:** My Mother

1. My mother's name is \_\_\_\_\_

—  
2. She is very kind and helpful.

3. She cares me.

4. I love my mother very much.

- **Define Pronoun.** (Worksheet)  
Pronouns are words that replace nouns  
e.g. He, She, It, They, I, We, etc.
- **Define Adjective.** (Worksheet)  
A word that describes a noun. e.g. bad, big, clear, red, etc.
- **Define Proper Noun.**  
A proper noun is the name of a specific person, place, or thing. e.g. Libya, Ali, London, etc.
- **Verb to Be:** Worksheet

## SCIENCE

<p><b>TOPIC 10: DIFFERENT MATERIALS</b></p> <p><b>Q1. Name two things made from wood.</b> <b>Ans:</b> Chair and table</p> <p><b>Q2. Name two things made from metal.</b> <b>Ans:</b> Knife and Spoon</p> <p><b>Q3. Name two things made from plastic.</b> <b>Ans:</b> Toy and Bottle</p> <p><b>Q4. Name two things made from glass.</b> <b>Ans:</b> Bulb and Glass</p> <p><b>Q5. Name two things made from stone.</b> <b>Ans:</b> Brick and House</p> <p><b>Pupils Book Pg.: 53 (Check Your Progress)</b></p> <p><b>Work Book Pg.: 40, 41, 43</b></p>	<p><b>TOPIC 12: SOLIDS AND LIQUIDS</b></p> <p><b>Q1. Name some solids.</b> <b>Ans:</b> Steel, Stone, and Wood.</p> <p><b>Q2. Name some liquids.</b> <b>Ans:</b> Water, Milk, and Oil.</p> <p><b>Pupils Book Pg.: 59, 61 (Check Your Progress)</b></p> <p><b>Review Questions Pg.: 62, 63</b></p> <p><b>Work Book Pg.: 48, 49, 50, 51</b></p> <p><b>TOPIC 13: THE EARTH AND THE SUN</b></p> <p><b>Q1. What is the shape of the earth?</b> <b>Ans:</b> The earth is a sphere.</p> <p><b>Q2. What does the sun give us?</b> <b>Ans:</b> Heat and Light</p> <p><b>Pupil's Book Pg.: 67 (Check Your Progress)</b></p> <p><b>Work Book Pg.: 52, 53, 54, 55</b></p>
---	--

## MATHEMATICS

<p><b>Shapes:</b> Cube, Cuboid, Sphere, Pyramid, Cylinder <b>Tables:</b> 3, 4 <b>Counting in words:</b> 30-70</p> <p style="text-align: center;"><b>BOOK-B</b></p> <p><b>Unit #13:</b> Adding 2 digits number (<b>pages. # 4, 6, 7, 9, 11, 12</b>) <b>Unit # 14:</b> Subtracting 2 digits number (<b>pages. # 14, 16, 19, 20, 21, 23</b>) <b>Unit # 16:</b> Assess and review (<b>pages. # 34, 35, 37</b>) <b>Unit #17:</b> Solid Shapes (<b>pages. # 40, 44, 45, 47</b>) <b>Unit # 19:</b> Fraction <math>\frac{1}{2}</math> &amp; <math>\frac{1}{4}</math> (<b>pages. # 60, 62, 63, 64, 65, 68</b>) <b>Unit #21:</b> Measuring lengths (<b>pages. # 76, 78, 80</b>) <b>Unit #22:</b> Measures problems (<b>pages. # 86, 87, 88, 89, 90, 94</b>)</p>
---

# COMPUTER

## Chapter 5: Starting and Shutting Down a Computer (pages # 41, 42, 43)

### Exercise (Answers)

#### A. Circle the correct option in each statement.

1. Covered                      2. Dry                      3. Should not                      4. Should

#### C. Here are the steps for switching on a computer. Number them in the correct order 1 – 4.



2



4



3



1

#### D. Match the following.



- a. Clean your computer with a dry cloth.
- b. Cover the computer when not in use.
- c. Sit at a distance from the computer screen.
- d. Do not play with the wires.
- e. Keep the mouse on a mouse pad.

**Chapter 6: Introduction to Paint (pages. # 53, 54, 55)**

**Exercise (Answers)**






**A. Give one word for each of the following.**

1. Drawing Area      2. Paint      3. Pencil      4. Rectangle      5. Eraser

**B. Tick (✓) the correct option for each statement.**

1. a      2. b      3. b      4. a

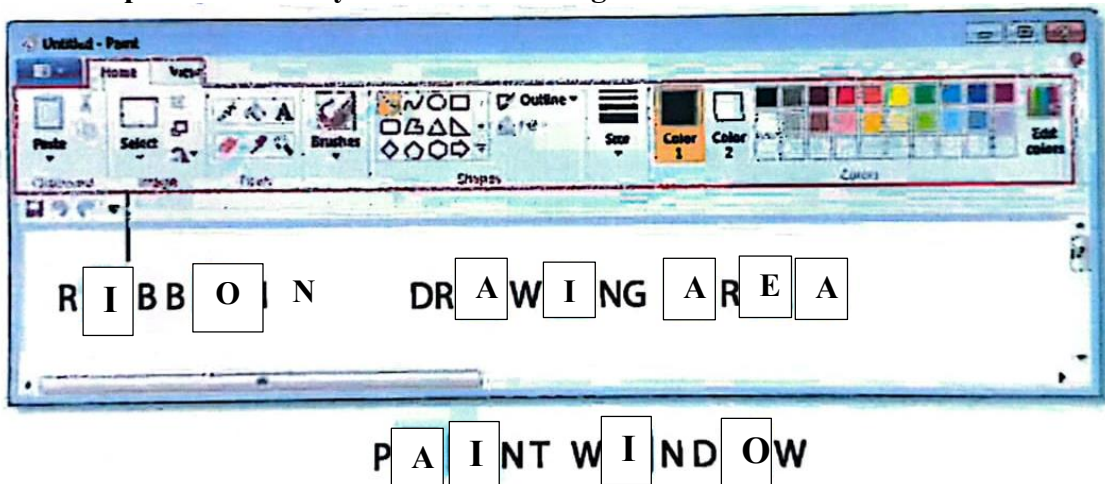
**C. Match each of these Paint tools with the correct icon.**

1.       2.       3.       4.       5. 

a. Fill with color      b. Eraser      c. Oval      d. Line      e. Pencil

Connections: 1 to e, 2 to b, 3 to d, 4 to c, 5 to a.

**D. Look at the picture carefully. Fill in the missing letters.**



**E. Arrange the following steps in the correct order.**

1. b ⇨ d ⇨ a ⇨ c
2. b ⇨ e ⇨ c ⇨ d ⇨ a