



RIGHT VISION INTERNATIONAL SCHOOL

Detail Final Term Syllabus (Class: 3)

AY 2023 - 2024

ENGLISH

GRAMMAR

APPLICATION: Sick Leave

Exam Hall:

Date: _____

Dear Sir,

With due respect, I want to say that I am a student of class 3. I am sick and I cannot come to school. Kindly grant me two days leave.

Best regards,

Name: _____

Class: 3

STORY: A Strange Hen

Once there was a farmer. He lived in a village. He had a strange hen that laid a golden egg every day. He sold the golden egg and got a high price. He was very greedy and could not wait to become rich and wealthy at once. One day he killed the hen to get the golden eggs. But he was very disappointed to see that there was only an egg. He felt sorry but it was of no use.

Moral: it is no use crying over spilled milk.

Define Verb.

A verb is a word that shows an action. e.g. walking, playing, eating, etc.

Define Pronoun.

A pronoun is a word that replaces a noun. e.g. he, she, them, you, etc.

Unit 9: A LETTER FROM SAILOR

Comprehension Question

Q1. Where was the ship sailing to?

Ans. The ship was sailing towards India.

Q2. What is the weather like?

Ans. The weather was sunny and pleasant.

Q3. How long did the storm last?

Ans. It lasts from the evening till the next morning.

Language Book Pg.: 78, 79, 80, 81, 84

Practice Book Pg.: 60, 61, 62, 63

Unit 10: PICTURES

Comprehension Question

Q1. Where did the first people take pictures?

Ans. The first people made pictures inside the cave.

Q2. What did they paint pictures of?

Ans. They painted pictures of men and animals.

Q3. Why were paintings expensive?

Ans. Because they took a long time to do.

Language Book Pg.: 88, 89, 90, 91, 94

Practice Book Pg.: 70, 71, 72, 73



RIGHT VISION INTERNATIONAL SCHOOL

Detail Final Term Syllabus (Class: 3)

AY 2023 - 2024

Unit 11: THE DIVING LESSON

Comprehension Question

Q1. Where did Andy spend his holidays?

Ans. He spent his holidays with his cousins.

Q2. How long was Andy swimming?

Ans. Andy spent the morning swimming up and down the bay.

Q3. What did Uncle Roy find in the hut?

Ans. He found a mask.

Language Book Pg.: 96, 97, 98, 99, 102

Practice Book Pg.: 76, 77, 78, 79

Unit 12: CORAL REEFS

Comprehension Question.

Q1. Are corals plants or animals?

Ans. Corals are many tiny animals growing together.

Q2. How do corals grow?

Ans. Corals grow together under the water and cover a sea bed for many kilometers.

Q3. Why are some coral reefs in danger?

Ans. Because fishermen damage them and also some fishes damage them too.

Language Book Pg.: 104, 105, 106, 107, 108, 109 and 110.

Practice Book Pg.: 82 and 83.

Unit 13: MILLIE'S LONDON DIARY

Comprehension Question

Q1. Where does Mr. Jolly work?

Ans: He works in his toyshop.

Q2. Where does Aunt Sara live?

Ans. She lives in a big house near the park.

Q3. Where do they see the policeman?

Ans. They saw a policeman standing at the corner of the street.

Language Book Pg.: 114, 115, 116, 117, and 120

Practice Book Pg.: 92, 93, 95 Q1 & Q2

Unit 14: THE ROMANS

Comprehension Question

Q1. What city did the Romans come from?

Ans. Roman people came from Rome.

Q2. What metal objects did a Roman soldier wear?

Ans. Metal armour, metal helmet, and metal belt.

Q3. What did the metal helmet do?

Ans. It protects the head.

Q4. What did soldiers learn to drive?

Ans. They learn to drive chariots.

Language Book Pg.: 122, 123, 124, 125, 128

Practice Book Pg.: 98, 99, 100, 101



RIGHT VISION INTERNATIONAL SCHOOL

Detail Final Term Syllabus (Class: 3)

AY 2023 - 2024

Sr. #	Base Form	Past simple	Past Participle	Gerund	Singular present simple
1	Do	Did	Done	Doing	Does
2	Go	Went	Gone	Going	Goes
3	Come	Came	Came	Coming	Comes
4	Be	Was/were	Been	Being	Is
5	Eat	Ate	Eaten	Eating	Eats
6	Drink	Drank	Drunk	Drinking	Drinks
7	Drive	Drove	Driven	Driving	Drives
8	Forget	Forgot	Forgotten	Forgetting	Forgets
9	Forgive	Forgave	Forgiven	Forgiving	Forgives
10	Fight	Fought	Fought	Fighting	Fights
11	Draw	Drew	Drawn	Drawing	Draws
12	write	Wrote	Written	Writing	writes
13	cry	Cried	Cried	Crying	Cries
14	sleep	Slept	Slept	Sleeping	sleeps
15	Look	Looked	Looked	Looking	looks

Masculine & Feminine

Sr. #	Masculine	Feminine	Sr. #	Masculine	Feminine
1.	Bull	Cow	7.	Gentleman	Lady
2.	Son	Daughter	8.	Uncle	Aunt
3.	Horse	Mare	9.	Man	Woman
4.	King	Queen	10.	Nephew	Niece
5.	Husband	Wife	11.	Brother	Sister
6.	Cock	Hen	12.	Father	Mother

SCIENCE

Unit 8: DIFFERENT KINDS OF FOOD

Question and Answers.

Q1. Define the following terms:

Ans. Carbohydrates: sugar and starch foods are called carbohydrates.

Protein: Meat, fish, beans, lentils, milk and nuts contain proteins.

Q2. Name three foods that come from animals and three that come from plants.

Ans. From animals: Meat, Milk and Egg.

From Plants: Rice, Bread, and Fruits.

Q3. What food should an athlete eat for energy?

Ans. An athlete should eat meat, legumes, and dairy products.



RIGHT VISION INTERNATIONAL SCHOOL

Detail Final Term Syllabus (Class: 3)

AY 2023 - 2024

Q4. Explain why we need food.

Ans. We need food to give us energy so we can work, grow, and stay healthy.

***Choose the correct answer:-**

1. Eating too much food can make you Fat

(a) Fat (b) slim (c) healthy

2. Fish, Meat, nuts, and lentils are protein

(a) Protein (b) fibre (c) carbohydrates

3. Sugar and starch are called carbohydrates

(a) Carbohydrates (b) minerals (c) vitamins

Work Book Pg.: 32, 33, 34, 35

Pupil Book Pg.: 43

1. Healthy 2. Protein 3. Vitamins and minerals

Unit 9: A BALANCED DIET

Question and Answers

Q1. What is a balanced diet?

Ans: Eating the right mixture of foods to stay healthy.

Q2. Why do we need water?

Ans: We need water to keep cool, digest food, and perform many other tasks.

Choose the correct answers:-

1. Water cools us as we sweat.

(a) Sweat (b) liquid (c) waste

2. Our body needs food to grow, work, and stay healthy.

(a) Food (b) water (c) Fat

3. Water carries waste out of our body.

(a) Waste (b) Blood (c) urine

Work Book Pg.: 36, 37, 38 (6)

Pupil Book Pg.: 47

1. Balance diet 2. Exercise, overweight 3. Water

Unit 10: KEEPING FOOD CLEAN AND SAFE

Question and Answers

Q1. What are germs?

Ans: Germs are tiny living organisms.

Q2. Name some different ways we can preserve stored food.

Ans: Freezing, Drying, smoking, Canning, Covering.

Q3: How can food become contaminated?

Ans: Food can become contaminated by:

1. Dirty hands 2. Dirty water 3. Pests 4. Dirty dishes

Q4: Why is it dangerous to eat fruit and vegetables that have not been Washed?



RIGHT VISION INTERNATIONAL SCHOOL

Detail Final Term Syllabus (Class: 3)

AY 2023 - 2024

Ans: Because it can contain harmful Bacteria and Dirt.

Choose the correct answers:-

1. Germs need warmth, moisture, and **food** to breed.

(a) Light (b) Food (c) Soap

2. Dirty hands **contaminate** food with germs.

(a) Preserve (b) Sterilize (c) Contaminate

3. When we prepare and handle food we must practice proper **hygiene**.

(a) Hygiene (b) Humour (c) Hunger

4. It is safest to eat cooked food when it is **hot**.

(a) Cold (b) Hot (c) Contaminated

Work Book Pg.: 40, 41, 42, 43 Q7

Pupil Book Pg.: 51, 52, 53

Q1. Ans. 1. Germs

2. Hygiene

3. Cooking

4. Preserve

Unit 11: WHAT IS MATTER?

Question and Answers

Q1. What is Matter?

Ans: Matter is the word for all the different materials and substances.

Everything that has mass and takes up space is called Matter.

Q2: What is Mass?

Ans: A measure of the amount of matter something is made from; we measure mass in grams or kilograms.

Choose the correct answers.

1. Everything around us is made from **matter**.

(a) Light (b) Water (c) Matter.

2. All matter takes up space and has **mass**.

(a) Motion (b) Mass (c) Magnetism.

3. To find the mass of an object, you weigh it on a **Balance**.

(a) Balance (b) Thermometer (c) Clock

4. Mass is a measure of the amount of matter something **contains**.

(a) Dissolves (b) Boils (c) Contains.

Work Book Pg.: 44, 46 Q7, 45 Q3, 47 Q8

Pupil Book Pg.: 57

1. Matter

2. Space, Mass

3. Weigh

4. Grams

5. Unchanged

Unit 13: STATES OF MATTER

Question and Answers

Q1. Write three states of matter with examples.

Ans.



RIGHT VISION INTERNATIONAL SCHOOL

Detail Final Term Syllabus (Class: 3)

AY 2023 - 2024

Solid	Table
Liquid	Milk
Gas	Air

Work Book Pg.: 52-53-54, 55 Q7

Pupil Book Pg.: 65

Q1. Ans. 1. Solid 2. Liquid 3. Gas 4. Ice 5. Water vapour

Unit 16: THE SUN, EARTH AND MOON

Question and Answers

Q1. Which is closer to the earth, the sun or the moon?

Ans. The moon is closer to the earth.

Q2. Describe the motion of the Earth around the sun.

Ans. The motion of the earth around the sun in its orbit is known as a revolution. It takes 365 days to complete one revolution.

Q3. Explain why we have day and night.

Ans. We get day and night because the Earth rotates on an imaginary line called an axis.

Q4. Which is brighter the sun or the moon?

Ans: The sun is brighter than the moon.

Choose the correct answers:-

1. During the day the things around us are lit by the light of the sun.

(a) Moon (b) Light (c) Stars

2. The night side of the Earth faces away from the sun.

(a) Towards (b) Away from

3. We have one period of darkness and one period of daylight every 24 hours.

(a) Year (b) Week (c) 24 hours

4. We have day and night because the earth spins around once each day.

(a) Orbits the sun (b) Spins around (c) Moves away from the sun

Work Book Pg.: 64, 65, 66, 67 Q7

Pupil Book Pg.: 79

Q1. Ans. 1. Planet 2. Star 3. Orbit 4. Year 5. Day

Unit 17: THE CHANGING MOON

Question and Answers

Q1. The moon does not give out light. How can we see it?

Ans. The moon is cold and does not give out light but we can see the moon because it reflects light from the sun.

Q2. Define phases.

Ans. Phases: (of the moon): the changes in appearance of the moon as it orbits the Earth.



RIGHT VISION INTERNATIONAL SCHOOL

Detail Final Term Syllabus (Class: 3)

AY 2023 - 2024

Q3. Describe the motion of the Moon around the Earth.

Ans. The moon travels around the Earth in an orbit. It takes just over 27 days for the moon to complete one orbit of the Earth.

Choose the correct answers.

1. The moon is a cold ball of rock that orbits the Earth.

(a) Sun

(b) Earth

(c) Moon

2. The moon takes just over 27 days to complete one orbit of the Earth.

(a) 7

(b) 27

(c) 365

3. When the side of the moon lit by the sun faces the Earth, the moon is full.

(a) Crescent

(b) New

(c) Full

4. The changes in the appearance of the moon are called the Moon's phases.

(a) Moods

(b) Phases

(c) Colours

Work Book Pg.: 68, 69 Q3,70, 71 Q7

Pupil Book: Pg.: 83

Q1. Ans. 1. Reflect

2. Faces

3. Waxing

MATHEMATICS

Mathematics 3A

- ❖ Tables from 2 to 10.
- ❖ Unit 9: Multiplication Facts (pg. 76 – 85)
- ❖ Unit 10: Multiplication (pg. 86 – 95)
- ❖ Unit 11: Division Grouping (pg. 96 – 110)

Mathematics 3B

Geometry

- Unit 13: Lines and angles (pg. 4 – 5, 10 – 13)
- Unit 14: Geometrical shapes (pg., 20 – 22)
- Unit 15: Solid Shapes (pg. 24 – 29)
- Unit 16: Assess and Review (pg. 34 – 35)

Equations and Measure

- Unit 17: Equations and functions (pg. 40 – 49)
- Unit 18: Measure (pg. 50 – 51Q3, 56, 57)
- Unit 19: Perimeter and Area (pg. 60 – 63, 67)
- Unit 20: Assess and Review (pg. 70 – 71)
- Unit 21: Fractions (pg. # 76 – 77, 80 – 85)
- Unit 22: Fraction Problems (pg. 86 – 87, 90)



RIGHT VISION INTERNATIONAL SCHOOL

Detail Final Term Syllabus (Class: 3)

AY 2023 - 2024

COMPUTER

Chapter 3 : Ms Word 2010 interface

Page No :- 36 and 37

Q1:- Give shortcut keys for the following.

1- Undo ----- Ctrl + Z

2- Redo ----- Ctrl + Y

3- Find ----- Ctrl + F

4- Replace ----- Ctrl +H

D- Write one word answer to the following questions.

1- Which option repeats the last option performed?

Redo

2- Which option reverses the last option performed?

Undo

3- Which option creates a duplicate of the selected text?

Copy

4- Which option changes the selected text to a new text?

Replace

5- Which option changing the case of the written text?

Change case

6- Which option used to search for a particular word?

Find

7- Which option is used to change the length and width of a page margin?

Ruler



RIGHT VISION INTERNATIONAL SCHOOL

Detail Final Term Syllabus (Class: 3)

AY 2023 - 2024

Chapter 4: Using Paint Tools

Exercise (pg. # 51)

A. True or False? Correct the incorrect statements. (Answers)

1. False. Close 2. False. Shift 3. True 4. False. Magnifier

B. Name the following paint tools. (Answers)

1. Brushes 2. Eraser 3. Magnifier 4. Fill with Color 5. Select

The Right School
Worksheet 1 (Final Term)
Session: 2023 - 2024 Page 1 of 2

Name: _____ Date: 30-1-24 Class: III
Unit 4: Using Paint Tool

A. Choose the correct option.

- The _____ tool is used to draw triangle.
a. polygon b. curve c. line
- You can draw a smooth line using the _____ key from the keyboard.
a. CTRL b. ALT c. SHIFT
- Any figure is _____ from all sides without any gap is called closed figure.
a. open b. closed c. both a and b
- Any figure that is _____ from any side or has a gap is called an open figure.
a. open b. closed c. both a and b
- The Edit colors option available in _____ group.
a. Colors b. Image c. Tools
- The Fill with Color tool is used for filling the colour in the _____ figure.
a. open b. closed c. both a and b
- The _____ tool is used to pick a color from one part of the drawing.
a. Fill Color b. Color Picker c. Brush
- The Select tool is available in the _____ group.
a. Tools b. Clipboard c. Image
- Eraser Tool is used to _____ the part of a drawing.
a. Colour b. Type c. Erase
- Use _____ click from the mouse to Zoom In on a part of the drawing.
a. Left b. Right c. None of these

The Right School
Worksheet 1 (Final Term)
Session: 2023 - 2024 Page 2 of 2

B. Write the shortcut of the following.

Commands	Shortcut keys
Select All	<u>Ctrl + A</u>
Undo	<u>Ctrl + Z</u>
Redo	<u>Ctrl + Y</u>

C. Write the one-word answer to the following questions.

- Which tool is used to draw triangle?
Polygon
- Which tool is used for copying colour from one figure to another?
Color Picker
- Which tool is used to fill colour in closed figure?
Fill with Color
- Which tool is used to select an irregular area?
Free-Form Selection
- Which tool is used for zoom in and zoom out of the drawing area?
Zoom
- Which option is used to repeat the last action?
Undo
- Which color option is used for text, lines and borders of shapes?
Color 1
- Which color option is used for coloring close figures and the background of the text boxes?
Color 2

Chapter 5: Using the Text Tool in Paint

Activity (A): (pg. # 60)

Give the formatting (s) applied to the following. (Answers)

1. Italics 4. Underline and Bold
2. Underline 5. Bold and Italics
3. Bold 6. Bold, Italics, and Underline

Exercise (pg. # 61 - 62)

A. Fill in the blanks. (Answers)

1. Text 2. Text 3. Strikethrough 4. Formatting 5. Font

B. True or False? (Answers)

1. False 2. True 3. False 4. True 5. False

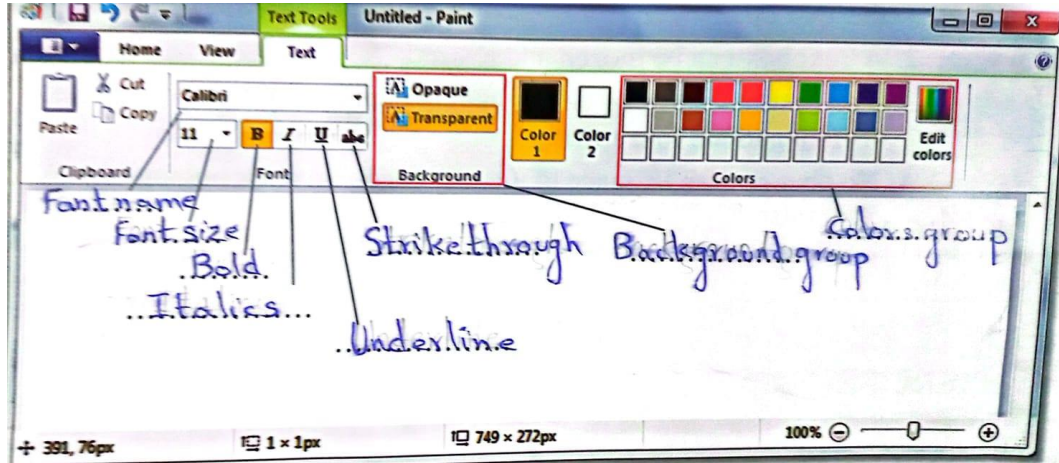


RIGHT VISION INTERNATIONAL SCHOOL

Detail Final Term Syllabus (Class: 3)

AY 2023 - 2024

C. Name the following components of the Text tab. (Answers)



Name: _____ Date: _____ Class: III

Unit 5: Using the Text Tool in Paint

A. Choose the correct option.

- The _____ tool is used for inserting text in a picture.
 - Polygon
 - Text**
 - Magnifier
- The Text tool is available in _____ tab.
 - Home**
 - View
 - None of these
- Font name option is available in _____ tab.
 - Home
 - View
 - Font**
- The Italic option make the text slant to the _____ side.
 - Left
 - Right**
 - Center
- The _____ option is used to strikes a line through the text.
 - Strikethrough**
 - Underline
 - Bold
- Colour 1 represents the colour of the _____.
 - Background
 - Text**
 - both a and b
- Colour 2 represent the colour of the _____.
 - Background**
 - Text
 - None of these
- The _____ means the colour chosen as the background will hide everything beneath it.
 - Transparent**
 - Formatting
 - Opaque
- The _____ means the color beneath the background will be transparent.
 - Transparent
 - Opaque**
 - Formatting
- A set of letters or symbols in a particular design or style is called.
 - Font**
 - Size
 - None of these

B. Write the shortcut of the following.

Commands	Shortcut keys
Bold	Ctrl + B
Italic	Ctrl + I
Underline	Ctrl + U

C. Write the one-word answer to the following questions.

- Which tool is used for inserting text in a picture?
Text
- Which option makes the text appearance in boldface?
Bold
- What is a set of letters or symbols in a particular design or style called?
Font
- Which option makes the text slant to the right side?
Italic
- Which option means the colour given as background will hide everything beneath it?
Opaque
- Which option means the colour given as background will display everything beneath it?
Transparent
- Which option in Color group represent the colour of the text?
Color 1
- Which option in Color group represent the colour of the background colour for the text area?
Color 2



RIGHT VISION INTERNATIONAL SCHOOL

Detail Final Term Syllabus (Class: 3)

AY 2023 - 2024

Chapter 6: Advanced Paint

Exercise (pg. # 73)

A. Fill in the blanks with the correct word.

1. Thumbnail 2. Gridlines 3. Clipboard 4. Ctrl + R 5. Ctrl + PgUp
6. Skew

B. Match the following

C. Give shortcuts for the following.

1. Ctrl + X 2. Ctrl + C
3. Ctrl + V 4. Ctrl + PgDown
5. Ctrl + R 6. Ctrl + W

The Right School
Worksheet 3 (Final Term)
Session: 2023 - 2024 Page 1 of 2

Name: _____ Date: _____ Class: III

Unit 6: Advanced Paint

A. Choose the correct option.

- Cut, Copy, and Paste options are available in _____ group.
 - Image
 - Clipboard
 - Colors
- The _____ group is used for changing the size of an image.
 - Tools
 - Shapes
 - Image
- The _____ option is used for selecting all the objects.
 - Select all
 - Cut
 - Copy
- A _____ is a temporary folder where the selected part of the picture is stored.
 - Clipboard
 - Fullscreen
 - Gridlines
- The _____ shows the Drawing Area in full-screen mode.
 - Resize
 - Skew
 - Fullscreen
- The _____ displays a graphs-like grid in the Drawing Area.
 - Gridlines
 - Skew
 - Flip
- The _____ option changes the angle of the image.
 - Resize
 - Skew
 - Thumbnail
- The _____ displays the entire drawing in a small window in the Drawing Area.
 - Gridlines
 - Resize
 - Thumbnail
- The _____ allows to view pictures in different forms in Paint.
 - Home tab
 - View tab
 - Font tab
- A _____ allows to view pictures in different sizes in the Drawing Area.
 - Zoom
 - Resize
 - None of these

The Right School
Worksheet 3 (Final Term)
Session: 2023 - 2024 Page 2 of 2

B. Rearrange the jumbled word.

EMIAG	Image	EIZRES	Resize
TASPE	Paste	RLURE	Ruler
BRDOALIPC	Clipboard	ILANBHITUM	Thumbnail
ETTOAR	Rotate	LEIP	Flip
WEKS	Skew	IONLECETS	Selection

C. Write the one-word answer to the following questions.

- A temporary folder where the selected part of the picture is stored.
Clipboard
- In which tab the Cut, Copy, and Paste options are available?
Home
- Which option is used to select all objects?
Select all
- In which group is the rotation option available?
Image
- Which option is used for stretching an image horizontally and vertically in the Paint program?
Skew
- How many options are available in the Zoom group?
Two
- Which option measures the picture vertically and horizontally?
Ruler
- Which option is used to arrange the picture at an appropriate location in the Drawing Area?
Gridlines
- Which option displays the drawing in the full-screen mood?
Full Screen
- Which option allows you to see an enlarged picture in a small window within the Drawing Area?
Thumbnail

Chapter 8: MSW LOGO Introduction

Exercise (pg. 97 - 99)

A. True or False?

1. True 2. False 3. False 4. True 5. True

C. Rewrite the jumbled words.

1. Turtle 2. Trace 3. Halt 4. Execute 5. Status 6. Reset 7. Bye
8. Exit 9. Pause 10. Screen




RIGHT VISION INTERNATIONAL SCHOOL

Detail Final Term Syllabus (Class: 3)

AY 2023 - 2024

D. Identify the following.

1. Command Input Box 2. LOGO 3. Turtle 4. Execute button 5. Head

	<p>The Right School Worksheet 4 (Final Term) Session: 2023 - 2024</p>	Page 1 of 1
Name: _____	Date: _____	Class: III
Unit 8: MSW LOGO Introduction		
A. Write the one-word answer to the following questions.		
1. What is the name of the small triangle you see in the middle of the Main Screen? <u>Turtle</u>		
2. How many parts of a turtle are there? <u>2</u>		
3. What is the top of the turtle called? <u>Head</u>		
4. What is the bottom of the turtle called? <u>Tail</u>		
5. Which button immediately stops LOGO from carrying out the last command that was given? <u>Halt</u>		
6. Which button helps to find mistakes? <u>Trace</u>		
7. Which button stops LOGO from carrying out a command temporarily? <u>Pause</u>		
8. Which button shows the current settings in LOGO? <u>Status</u>		
9. Which button clears the Main Screen and places the turtle back in the center of the screen? <u>Reset</u>		
10. Which button makes LOGO carry out the command entered in the Command Input Box? <u>Execute</u>		

Chapter 9: MSW LOGO Basic Commands

Exercise (pg. # 109 – 110)

A. Identify the following commands.

1. Home 2. FD 3. RT 4. CT 5. Repeat

B. True or False?

1. False 2. False 3. True 4. False 5. True

C. Fill in the blanks with the correct items from the box.


1. Primitives 2. CS 3. HOME 4. BK 100 5. CLEARTEXT



RIGHT VISION INTERNATIONAL SCHOOL

Detail Final Term Syllabus (Class: 3)

AY 2023 - 2024

 The Right School Worksheet 3 (Final Term) Session: 2023 – 2024	Page 1 of 2	The Right School Worksheet 3 (Final Term) Session: 2023 – 2024	Page 2 of 2
--	-------------	---	-------------

Name: _____ Date: _____ Class: III

Unit 9: MSW LOGO Basic Commands

A. Choose the correct option.

- Which command is used to move the turtle forward?
a. UP **b. FD** c. MV
- Which command is used to erase drawn shapes on the Main Screen?
a. BK b. RT **c. CS**
- Which command clears the text in the Commander Input Box?
a. CT b. ER c. DL
- Which command brings the turtle back to the center of the Main Screen?
a. CENT **b. HOME** c. BACKWARD
- Which command is used to move the turtle backward?
a. FD b. RT **c. BK**
- Which command makes the turtle reappear on the Main Screen?
a. RT **b. ST** c. SH
- Which command is used to turn the turtle left?
a. LT b. RT c. CS
- What does the CS command do?
a. Move the turtle b. Clear the text **c. Clear the screen**
- Which command is used to rotate the turtle to the right side starting from the HOME position?
a. SETH b. REPEAT c. HIDE
- Which command executes the given command a given number of times.
a. SHOW **b. REPEAT** c. BYE

B. Write the one-word answer to the following questions.

- Which command is used to move the turtle forward?
FD
- Which command is used to move the turtle backward?
BK
- Which command is used to move the turtle left?
LT
- Which command is used to move the turtle right?
RT
- Which command is used to erase the drawn shapes on the Main Screen and bring the turtle to the center?
CS
- Which command is used to clear the text in the Commander Input Box?
CT
- Which command executes the given commands a given number of times?
Repeat
- Which command rotates the turtle to the right side starting from the HOME position?
SETH
- Which command brings the turtle to the center of the Main Screen?
HOME

Practical:

- Open Paint Program. Use curve lines by using the curve tool, draw a triangle by using the polygon tool, use the fill with the color tool to fill in the colour in the drawing, and use the eraser tool.
- Open Paint Program. Use type your name by using text tool. Change the color of the text. Bold Italic, and Underline. Change the font name and Font size.
- Open Paint Program. Insert the Rectangle copy the rectangle and paste it. Find the ruler, gridlines, status bar, fill the screen, and thumbnail tools in a Paint program.